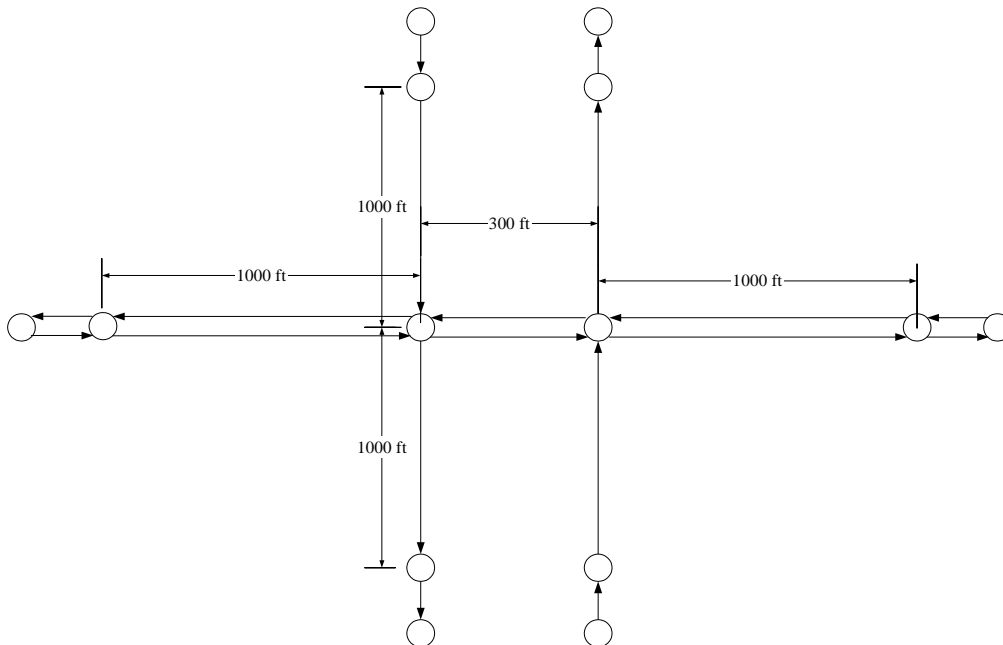


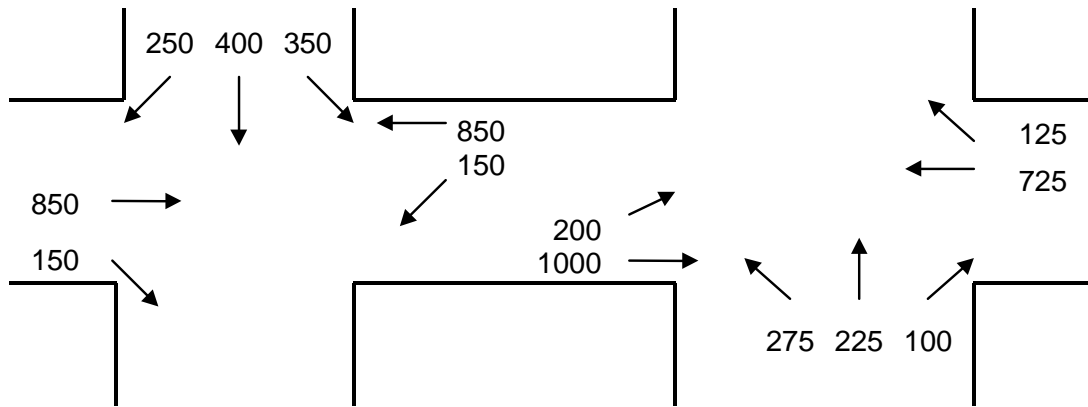
## 1. CORSIM network edit procedures

- Step 1: create a new project.
- Step 2: create a new TRAFED file.
- Step 3: Input Network Properties
  - Duration = 900seconds
  - Use defaults for other values.
- Step 5: Create nodes.
- Step 6: Create links.
- Step 7: Edit entrance node
- Step 8: Edit other node
- Step 9: Edit Link (Left turn and right turn pockets).
- Step 10: Edit Controller for nodes
- Step 11: Translate.
- Step 12: Run.
- Step 13: Watch.
- Step 14: Change to actuated control.

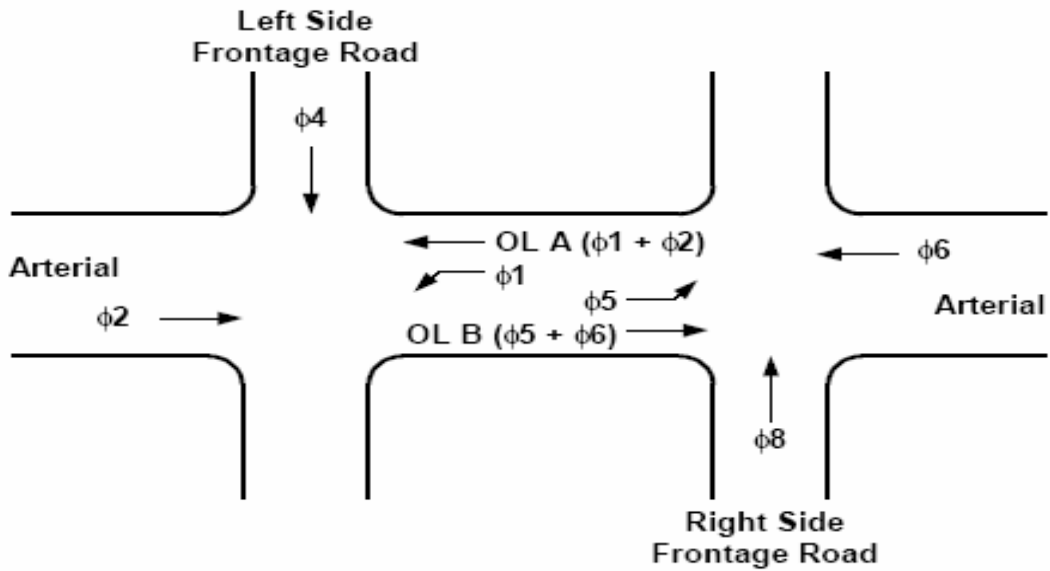
## 2. CORSIM network



### 3. CORSIM network volume



### 4. CORSIM network phases



## 5. CORSIM fixed-time phase

Left node fixed-time phases

Phase	1	2	3
Controlled Movements:			
Green Time:	10	25	25
Yellow Time:	3	3	3
All Red Time:	1	1	1

Right node fixed-time phases

Phase	1	2	3	
Controlled Movements:				
Green Time:	10	25	25	0
Yellow Time:	3	3	3	0
All Red Time:	1	1	1	0

## 6. CORSIM actuated phase

Left node actuated phases

1	2	3	4
5	6	7	8

Right node actuated phases

4	5	6	7
8	9	0	1